



SAF-HOLLAND Group

HOLLAND KINGPINS

SAE 2" & 3.5" KINGPINS INCLUDING AAR

- MUSHROOM SERIES
- DOUBLE SPOOL SERIES
- CRUCIFORM SERIES
- 'L' SERIES
- REMOVABLE SERIES
- REPLACEABLE SERIES



HOLLAND KINGPINS MEET OR EXCEED INDUSTRY
STANDARDS FOR QUALITY AND PRECISION.

THE IMPORTANCE OF A “SAFE” CONNECTION

Your fifth wheel and kingpin are two of the most important components on your trucks. That connection is the heart of your operation, and you need to know that it will be safe, reliable and consistent every time you hit the road. Since the 1930s, HOLLAND couplings have been designed and manufactured to be the industry’s most innovative, safe and high quality tractor-trailer connection components, utilizing a precisely integrated “systems” approach that ensures that every HOLLAND kingpin will perform the right way, every time.

“RAISING THE BAR” ON KINGPIN PERFORMANCE STANDARDS



All HOLLAND kingpins must meet or exceed industry standards that define the boundaries of kingpin design, manufacture and use. The SAF-HOLLAND Performance Advantage continues to set the standard and “raise the bar,” making HOLLAND kingpins the first choice of OEMs and fleets that are serious about trucking.

PRECISE METALLURGY

HOLLAND kingpin performance is determined by carefully controlled metallurgical composition—as well as by shape and heat treatment—all tightly controlled throughout our manufacturing process. That is why SAF-HOLLAND specifies low alloy steels with balanced chemistry to provide the best combination of machinability, cost and heat-treatability with excellent strength, hardness, and impact resistant characteristics. All HOLLAND kingpins contain relatively high nickel and low carbon composition to ensure the best balance of properties.

CAREFULLY-CONTROLLED MANUFACTURING

At SAF-HOLLAND, we take quality control seriously. From the making of the steel to forging to delivery, SAF-HOLLAND tracks every aspect of manufacturing for every kingpin we make. All HOLLAND kingpins are manufactured following our three-step process:

- **PRECISION STEEL SPECIFICATION.** Because the final forging can never be “cleaner” than the original steel, SAF-HOLLAND requires a specific level of cleanliness and chemical composition at the mill. The steel we use must consistently meet those standards, or we won’t use it.
- **CAREFULLY MONITORED FORGING.** The forging process is carefully specified and continually monitored. Before each forging is released, we conduct demanding dimensional control, magnetic particle and macro-etch tests to make certain surface conditions and grain flow meet our specifications.
- **PRECISION, QUALITY MANUFACTURING.** All forgings are carefully inspected prior to machining and then again at several stages throughout the manufacturing process. All HOLLAND kingpins must meet rigid SPC requirements in the machining process to ensure tight dimensional tolerance and consistency. All are carefully monitored in the heat treatment process to provide process uniformity and optimum structural integrity.

KINGPIN CONTROL PROCEDURE

PRODUCTION AT STEEL MILL	Chemistry, Steel Cleanliness
FORGED SHAPE	Dimensional Shape, Grain Flow
RECEIVING INSPECTION	Grain Flow, Surface Cleanliness, Dimensions, Metallurgy
MANUFACTURE OF KINGPIN	Dimensional Tolerance, Heat Treatment
TESTING	Brinell, Magnetic Particle, Ultrasonic, Dimensional

DEMANDING TESTING

Because our customers depend on HOLLAND kingpins to keep their equipment on the road, our testing process is the most comprehensive and demanding in the world. Every HOLLAND kingpin must pass three major non-destructive test inspections prior to final SAF-HOLLAND approval.

- **100% BRINELL HARDNESS TEST.** Verifies the hardness level to a required depth within a defined hardness range.
- **100% MAGNETIC PARTICLE TEST.** Confirms surface cleanliness and freedom from surface defects.
- **100% ULTRASONIC TESTS.** Ensures the integrity of the kingpin below the surface.



COLOR CODED UPPER COUPLER PLATE THICKNESS

NON DESTRUCTIVE TEST APPROVALS
M = MAG PARTICLE
U = ULTRASONIC

MFG. DATE

HOLLAND BRAND LOGO – YOUR ASSURANCE OF QUALITY

PART NO.

BRINELL HARDNESS TEST

UPPER COUPLER PLATE THICKNESS

MACHINE OPERATOR'S INITIAL

THE VALUE OF HOLLAND KINGPIN TECHNOLOGY

Trust takes years to earn, and minutes to lose. SAF-HOLLAND accepts the responsibility to engineer and manufacture kingpins that earn the trust of every customer.

The fact is, over 3.5 million HOLLAND kingpins have been manufactured in over 70 years.

Simply, HOLLAND kingpins perform day in, day out, because they are made only one way. The right way.





SAF-HOLLAND Group

THE HOLLAND ADVANTAGE

All HOLLAND kingpins deliver:

HIGH IMPACT RESISTANCE.

Proper alloy selection and heat treatment provide the best balance of hardness and impact resistance without brittleness, even at low temperatures.

MAXIMUM WEAR RESISTANCE.

Through proper alloy selection and a carefully controlled hardening process, HOLLAND kingpins provide exceptional wear for years of dependable service.

OPTIMUM STRENGTH AND FATIGUE RESISTANCE. Ultimate strength and yield characteristics meet all SAE and TTMA performance requirements.

EASE OF INSTALLATION.

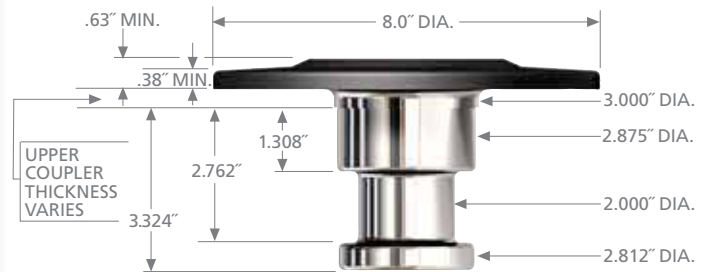
The alloys SAF-HOLLAND uses offer excellent welding characteristics for easy installation or replacement.

MUSHROOM SERIES



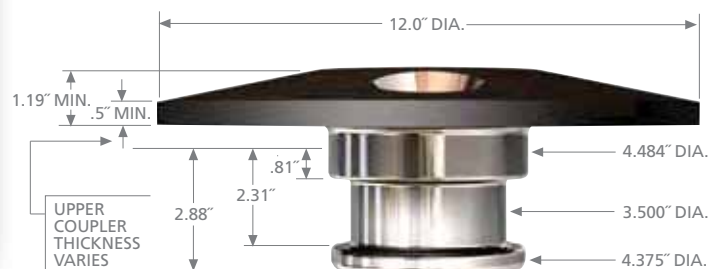
2" SAE KINGPINS

MODEL	STEEL ALLOY	BRINELL HARDNESS (BHN)	UPPER COUPLER THICKNESS	HOLES
KP-T-809-CF	8630H	302-363	.25"	No
KP-T-809-EF	8630H	302-363	.31"	No
KP-T-809-F	8630H	302-363	.38"	No
KP-T-809-BF	8630H	302-363	.50"	No
KP-T-809-AF	8630H	302-363	.63"	No
KP-T-809-GF	8630H	302-363	.75"	No
KP-T-809-C	8630H	302-363	.25"	8 equally spaced .53" holes on 6.75" diameter for plug welding
KP-T-809-E	8630H	302-363	.31"	
KP-T-809	8630H	302-363	.38"	
KP-T-809-B	8630H	302-363	.50"	
KP-T-809-A	8630H	302-363	.63"	
KP-T-809-G	8630H	302-363	.75"	



3.5" SAE KINGPINS

MODEL	STEEL ALLOY	BRINELL HARDNESS (BHN)	UPPER COUPLER THICKNESS	HOLES
KP-T-847	8630H	302-363	.38"	4 equally spaced 1.25" holes on 8.50" diameter for plug welding
KP-T-847-B	8630H	302-363	.50"	
KP-T-847-F	8630H	302-363	.38"	No
KP-T-847-BF	8630H	302-363	.50"	No

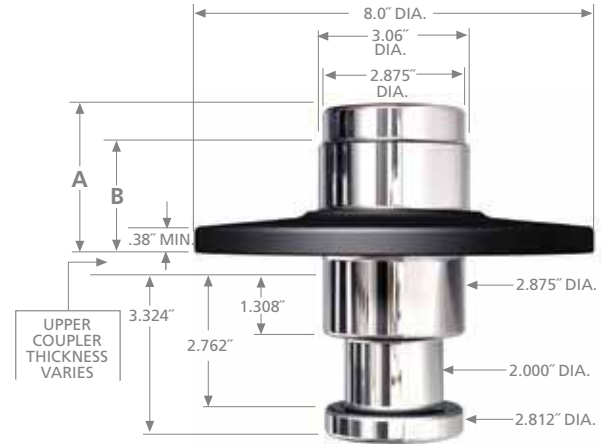


DOUBLE SPOOL SERIES



2" SAE KINGPINS

MODEL	STEEL ALLOY	BRINELL HARDNESS (BHN)	UPPER COUPLER THICKNESS	HOLES	DIMENSIONS	
					A	B
KP-T-880-C	8630H	302-363	.25"	No	2.88"	2.12"
KP-T-880-E	8630H	302-363	.31"	No	2.88"	2.12"
KP-T-880	8630H	302-363	.38"	No	2.88"	2.12"
KP-T-880-B	8630H	302-363	.50"	No	2.88"	2.12"
KP-T-880-1-C	8630H	302-363	.25"	No	2.00"	1.50"
KP-T-880-1-E	8630H	302-363	.31"	No	2.00"	1.50"
KP-T-880-1	8630H	302-363	.38"	No	2.00"	1.50"
KP-T-880-1-B	8630H	302-363	.50"	No	2.00"	1.50"
KP-AAR-880-C	4320H or 4718H	380-420	.25"	No	2.88"	2.12"
KP-AAR-880-E	4320H or 4718H	380-420	.31"	No	2.88"	2.12"
KP-AAR-880	4320H or 4718H	380-420	.38"	No	2.88"	2.12"
KP-AAR-880-B	4320H or 4718H	380-420	.50"	No	2.88"	2.12"




CRUCIFORM SERIES



2" SAE KINGPINS

MODEL	STEEL ALLOY	BRINELL HARDNESS (BHN)	UPPER COUPLER THICKNESS	DIMENSIONS			
				A	B	C	D
KP-T-3-C	8630H	302-363	.25"	1.558"	3.012"	3.574"	1.937"
KP-T-4	8630H	302-363	.38"	1.683"	3.137"	3.699"	3.625"
KP-T-4-C	8630H	302-363	.25"	1.558"	3.012"	3.574"	3.625"
KP-T-4-E	8630H	302-363	.31"	1.620"	3.074"	3.636"	3.625"
KP-T-5-C	8630H	302-363	.25"	1.558"	3.012"	3.574"	2.44"
KP-AAR-3	4718H or 4320H	380-420	.38"	1.683"	3.137"	3.699"	1.937"
KP-AAR-3-C	4718H or 4320H	380-420	.25"	1.558"	3.012"	3.574"	1.937"
KP-AAR-3-E	4718H or 4320H	380-420	.31"	1.620"	3.074"	3.636"	1.937"
KP-AAR-4	4718H or 4320H	380-420	.38"	1.683"	3.137"	3.699"	3.625"
KP-AAR-4-C	4718H or 4320H	380-420	.25"	1.558"	3.012"	3.574"	3.625"
KP-AAR-5	4718H or 4320H	380-420	.38"	1.683"	3.137"	3.699"	2.437"
KP-AAR-5-C	4718H or 4320H	380-420	.25"	1.558"	3.012"	3.574"	2.437"
KP-AAR-5-E	4718H or 4320H	380-420	.31"	1.620"	3.074"	3.636"	2.437"



ACCESSORIES



LOCK-N-LEAVE™

RK-51674000-1 KINGPIN LOCK

SAF-HOLLAND's Lock-n-Leave™ rugged construction and ease of use provides added security for parked semi-trailers.

The tough, sledge-proof cast iron body and 5/8-inch case hardened steel lock bolt prevents removal without a key. Simply slide the cylinder shaped body over the kingpin, lock the device and leave with peace of mind.

The anti-theft device is highly visible in case the driver forgets to remove lock and attempts to couple, the cylinder shaped design prevents jamming of the fifth wheel.



Are you replacing an old HOLLAND Goldline lock? You can order a Lock-N-Leave with a specific key code to match your existing key.



Safety yellow paint and a two-foot long warning tag makes it almost impossible to miss – allowing a driver to see it before coupling is attempted.

TF-0110 KINGPIN GAGE

The TF-0110 kingpin gage is a simple, multi-purpose, economical gage for indicating undersized 2" and 3-1/2" SAE kingpins in need of replacement. This unique gage can also be used to check kingpin length and for checking straightness and flatness of the bolster plate.




'L' SERIES



2" SAE KINGPINS

MODEL	STEEL ALLOY	BRINELL HARDNESS (BHN)	UPPER COUPLER THICKNESS	DIMENSIONS		
				A	B	C
KP-AAR-L	4320H or 4718H	380-420	.38"	1.683"	3.137"	3.699"
KP-AAR-L-C	4320H or 4718H	380-420	.25"	1.558"	3.012"	3.574"
KP-AAR-L-E	4320H or 4718H	380-420	.31"	1.620"	3.074"	3.636"

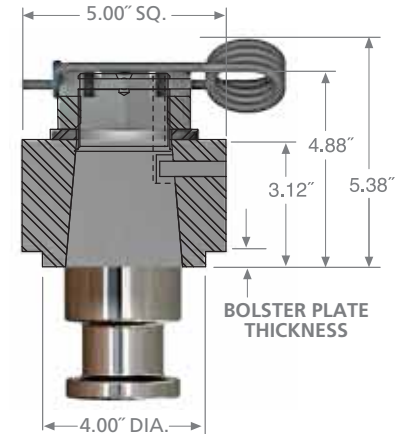




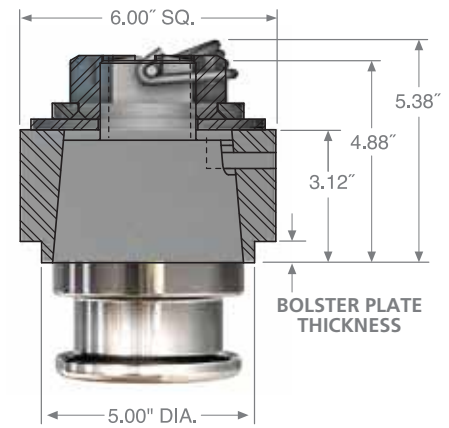
REMOVABLE SERIES

2" & 3.5" SAE KINGPINS

HOUSING SIZE	MODEL		BOLSTER PLATE THICKNESS	KINGPIN SIZE	STEEL ALLOY	
	HOUSING WITH KINGPIN	HOUSING WITH PLUG			KINGPIN	HOUSING
5" Sq.	KP-0427	KP-0438	.25"	2"	4140	1018
5" Sq.	KP-0428	KP-0439	.31"	2"	4140	1018
5" Sq.	KP-0412	KP-0440	.38"	2"	4140	1018
5" Sq.	KP-0429	KP-0441	.50"	2"	4140	1018
6" Sq.	KP-0413	KP-0444	.38"	2"	4140	1018
6" Sq.	KP-0414	KP-0444	.38"	3.5"	4140	1018
6" Sq.	KP-0432	KP-0445	.50"	2"	4140	1018
6" Sq.	KP-0433	KP-0445	.50"	3.5"	4140	1018



SAE 2.00" KINGPIN



SAE 3.50" KINGPIN

HOLLAND REMOVABLE SERIES

2" and 3.5" SAE Kingpin Installations

APPLICATIONS

- **Repositionable Kingpins**
 - Switch between 2-position kingpin settings on trailer to accommodate swing clearances.
- **Interchangeable Kingpins**
 - Switch between 2" and 3.5" kingpins to accommodate fifth wheels.

FEATURES

- 5" weld-in housing for 2" kingpin applications.
 - A single 2" kingpin is interchangeable between all 5" housings
 - .25" / .31" / .38" / .50" bolster plate thicknesses are designed into the housing.
- 6" weld-in housing for interchangeable 2" and 3.5" kingpins.
 - A single 2" and a single 3.5" kingpin are interchangeable between all 6" housings.
 - .38" / .50" bolster plate thicknesses are designed into housing.
- Close tolerance, tapered engagement between housing and kingpin for a firm, secure installation.
- Dowel pin, mounted in housing, holds kingpin in place during installation and removal, and prevents kingpin rotation.
- When kingpin is removed, plugs are available to protect housing from dirt and debris.

QUALITY

- Weld-in housings are manufactured from AISI 1020 alloy steel for strength and weldability.
- Kingpins are manufactured from AISI 4140 alloy steel, quenched and tempered for wear resistance and strength, hardened to 269-302 BHN.
- Kingpins are 100% Brinell hardness tested, magnetic particle tested, and ultrasound tested.

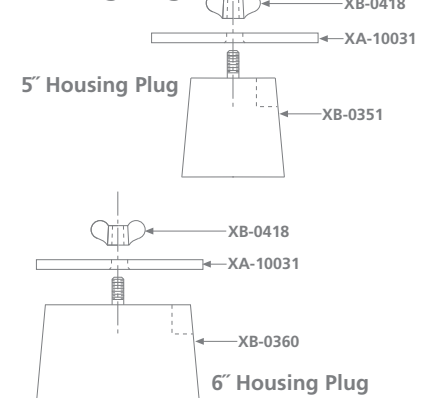
For additional specification detail, refer to document XL-KP103.

REPLACEMENT PARTS

Kingpins

- XA-0407 2" for 5" Housing
- XA-0411 2" for 6" Housing
- XA-0409 3.5" for 6" Housing

Housing Plugs

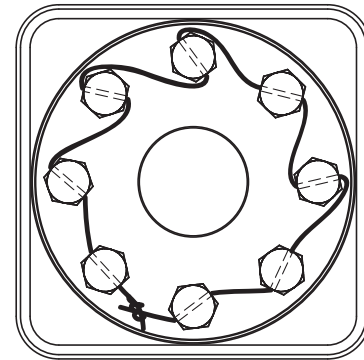

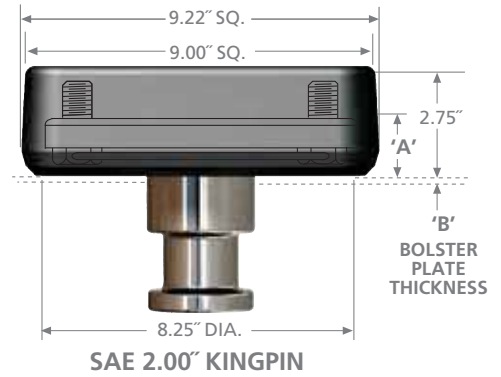


REPLACEABLE SERIES



2" & 3.5" SAE KINGPINS

MODEL	BOLSTER PLATE 'B'	KINGPIN SIZE	STEEL ALLOY KINGPIN	STEEL ALLOY HOUSING	BRINELL HARDNESS (BHN)	COUNTER BORE 'A'
KP-0880	.25"	2"	8630H	4130H	302-363	1.56"
KP-0881	.31"	2"	8630H	4130H	302-363	1.50"
KP-0882	.38"	2"	8630H	4130H	302-363	1.44"
KP-0883	.50"	2"	8630H	4130H	302-363	1.31"
KP-0884	.38"	3.5"	8630H	4130H	302-363	1.44"
KP-0885	.50"	3.5"	8630H	4130H	302-363	1.31"



SECURED IN PLACE WITH EIGHT .75" DIA. GRADE 8 BOLTS AND SAFETY LOCK WIRED BOLT HEADS

HOLLAND REPLACEABLE SERIES

2" and 3.5" SAE Kingpin Installations

APPLICATIONS

- Fast, economical kingpin replacement.
- Interchangeable 2" and 3.5" kingpin sizes.

FEATURES

- Four weld-in housings for .25", .31", .38", and .50" bolster plate thicknesses.
- A single 2" and a single 3.5" kingpin are interchangeable between all housings.
- Secure kingpin installation featuring eight .75" Grade 8 bolts with safety lock wired bolt heads.

QUALITY

- Weld-in housings are manufactured from AISI 4130H alloy steel for strength and weldability.
- Kingpins are forged from AISI 8630H alloy steel and hardened to 302-363 BHN.
- Kingpins are 100% Brinell hardness tested, magnetic particle tested, and ultrasound tested.

For additional specification detail, refer to document number XL-KP104-01.

REPLACEMENT PARTS

Kingpins

- RK-0676** 2" for all Housings, Includes RK-0882
RK-0677 3.5" for all Housings, Includes RK-0882

Fastener Kit

- RK-0882** Bolts (8) and wire lock (1) kit
 (Bolts feature drilled heads and thread lock patch)



From fifth wheel rebuild kits to suspension bushing repair kits, SAF-HOLLAND Original Parts are the same quality components used in the original component assembly. SAF-HOLLAND Original Parts are tested and designed to provide maximum performance and durability. Will-fits, look-alikes or, worse yet, counterfeit parts will only limit the performance potential and could possibly void SAF-HOLLAND's warranty.

Always be sure to spec SAF-HOLLAND Original Parts when servicing your SAF-HOLLAND product.

XL-KP11021SL-en-US Rev C · 2013-06-06 · Amendments and errors reserved ©SAF-HOLLAND, Inc. SAF-HOLLAND, HOLLAND, SAF-HOLLAND Original Parts and LOCK-N-LEAVE logos are trademarks of SAF-HOLLAND S.A., SAF-HOLLAND GmbH, and SAF-HOLLAND, Inc.

HIGH QUALITY COMPONENTS FOR THE COMMERCIAL VEHICLE INDUSTRY



EUROPE · NORTH AMERICA · SOUTH AMERICA · AFRICA · ASIA · AUSTRALIA

SAF-HOLLAND USA, Inc.
888.396.6501 Fax 800.356.3929

SAF-HOLLAND Canada Limited
519.537.3494 Fax 800.565.7753
Western Canada 604.574.7491 Fax 604.574.0244

www.safholland.com

